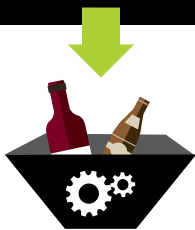





GLASS BOTTLE ~~PROBLEMS~~ SOLUTIONS



YOUR SOLUTIONS TO SUSTAINABILITY **STARTS HERE**



Glass bottles are fed into the Bottle Sonic machine reducing volume by 80%.



Your compacted, safe to handle glass is ready for collection.



Your glass is delivered to a specialised glass recycling plant.



Bottle Sonic's GPS guided vehicles will now be on their way to service your site.



Please consider the environment before printing.

Benefits



Quick And Easy

Installation is simple! Our experienced technicians will have your new glass crusher fully operational in under an hour.



Increased Capacity By Decreasing Volume

Passing bottles through the crusher reduces their volume by 80% leading to a reduction of bins and increased availability of space.



Safety Comes Standard

Handling of dangerous overfilled bins, is a thing of the past. All Bottle Sonic bins are filled to a height and weight for staff to safely handle.



Reduced Noise Pollution

Did you know the Bottle Sonic solution will eliminate the noisy clang of empty bottles during the collection process?



Save On Service Costs

Reduced bin numbers & less frequent collections will result in significant savings on your collections costs!



Easy Bin Collections

Bottle Sonic operates collection vehicles 6 days a week. Our flexible scheduling is suited to your venue's specific requirements and GPS optimized vehicles will be on site, when and where you want us.



Better For The Environment

Our solution diverts glass from landfills. Fewer trucks on the road will further reduce carbon emissions. Not all bottles processed will become beverage containers, they will start a new life in the expanding sustainable markets.

Our Solution Overview

Your package includes:

- Equipment Set Up & Installation
- Full Onsite Training
- Customer Support Call Centre
- Organised Collections
- Regular Equipment Servicing and Sanitation
- We are Fully Insured

START YOUR SERVICE TODAY

www.bottlesonic.com.au

enquiries@bottlesonic.com.au



Please consider the environment before printing.

	MINI	MIDI	MAXI
 DIMENSIONS	H: 840mm W: 600mm D: 600mm	H: 1555mm W: 600mm D: 600mm	H: 1900mm W: 850mm D: 1075mm
 POWER	Standard Australian power point (10amp)		
 NOISE	Low	Low	Medium Chute Feed = Silent Option
 BINS	20L Crates Optional Crate Tipper	120L Bins	140L Bins
 LOCATION	Underbar	Anywhere	Waste room
 VENUE	Space conscious, low volume.	Medium glass volume.	Large glass volume.

*OPTIONAL CHUTE FEED IS AVAILABLE TO SUIT YOUR APPLICATION

Bottle Sonic offers a proven, reliable system to manage your glass waste.

MINI

Our industry exclusive Mini glass bottle crusher provides quick and safe crushing of bottles directly at the source. Located right underneath the bar, the customers won't hear a thing.

"Our staff crush bottles directly at the bar where they are most valuable - serving patrons."



Hotels - Clubs - Bars - Cafes - Venues - Restaurants

MIDI

Popular with medium sized venues our Midi glass bottle crusher is ideal for noise conscious environments. Don't be fooled by its small footprint, our Midi's 120L bin storage capacity can hold up to 600 bottles.

"With double the bin capacity our staff get through service without having to exchange bins in front of patrons."



MAXI

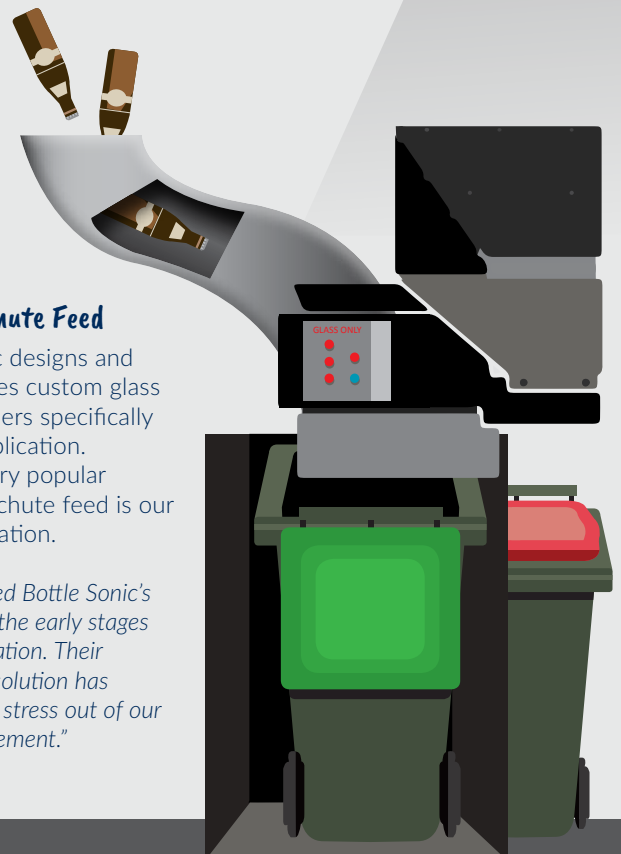
High flow, high volume, big infeed - Take your glass crushing to the max!

"Our hotel has several adjoining restaurants - the Maxi easily handles the flow on a busy night."

Optional Chute Feed

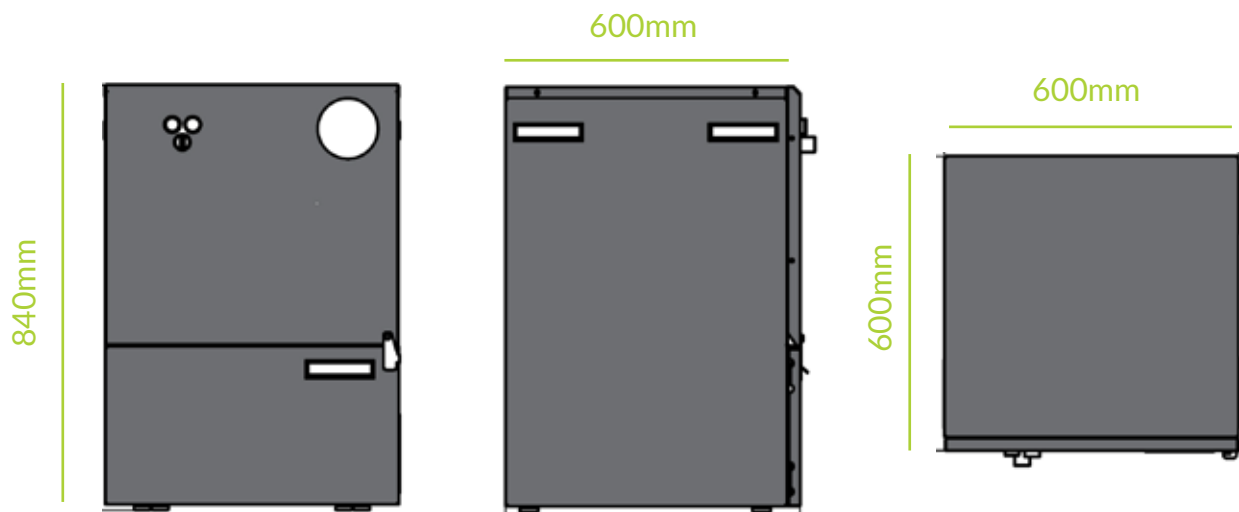
Bottle Sonic designs and manufactures custom glass bottle crushers specifically for your application. Our now very popular automated chute feed is our latest innovation.

"We consulted Bottle Sonic's engineers in the early stages of our renovation. Their customised solution has removed the stress out of our glass management."



Get first class treatment with our team of dedicated experienced support staff, that are happy to assist our customers when required.

The Mini Glass Bottle Crusher



Technical Specifications

Height:	840mm
Width:	600mm
Depth:	600mm
Weight:	106kg Machine Weight
Noise Level:	Low
Power:	Standard Australian Powerpoint (10amp)
Bins:	20L Crates (Optional Crate Tipper)
Location:	Underbar
Venue:	Space concious, Low volume



CE Certified

Manufactured to ISO 9001 Standards



**START YOUR SERVICE TODAY
CALL 1800 4 SONIC**

SYDNEY | MELBOURNE | BRISBANE

www.bottlesonic.com.au
enquiries@bottlesonic.com.au

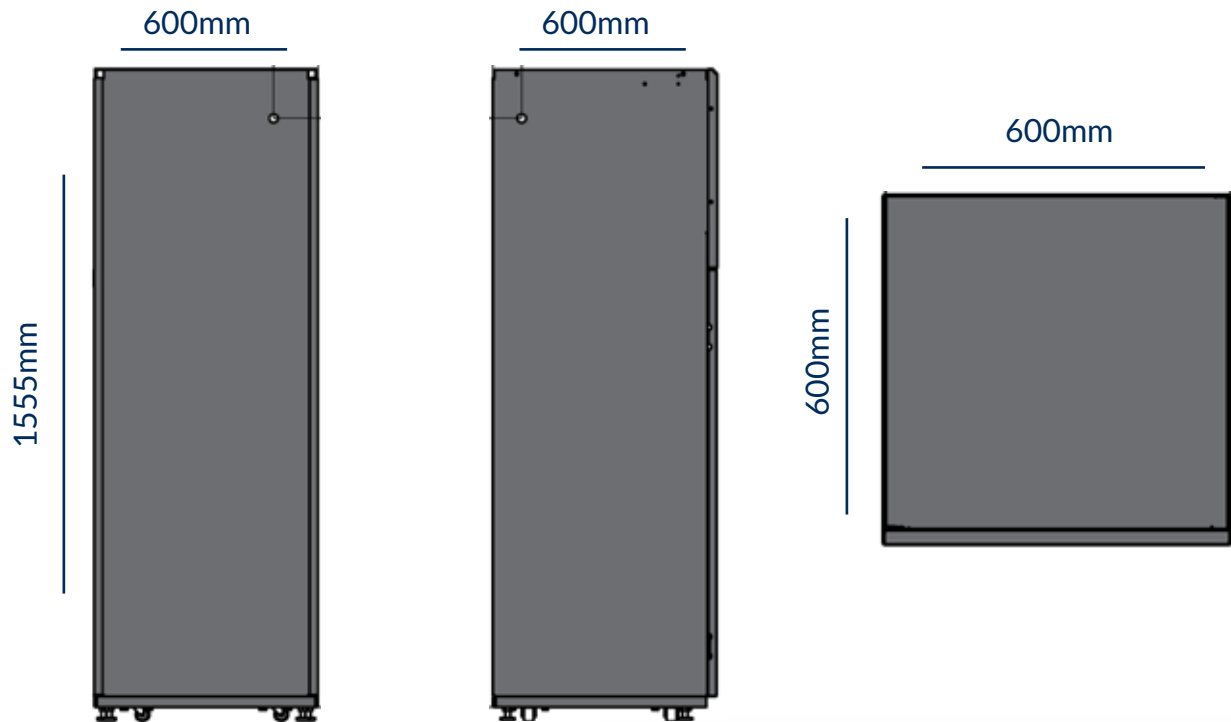


Help Us Save the
Environment



WASTE CONTRACTORS &
RECYCLERS ASSOCIATION
OF N.S.W

The Midi Glass Bottle Crusher



Technical Specifications

Height:	1555mm
Width:	600mm
Depth:	600mm
Weight:	200kg Machine Weight
Noise Level:	Low
Power:	Standard Australian Powerpoint (10amp)
Bins:	120L Bins
Location:	Anywhere
Venue:	Medium volume

CE Certified

Manufactured to ISO 9001 Standards



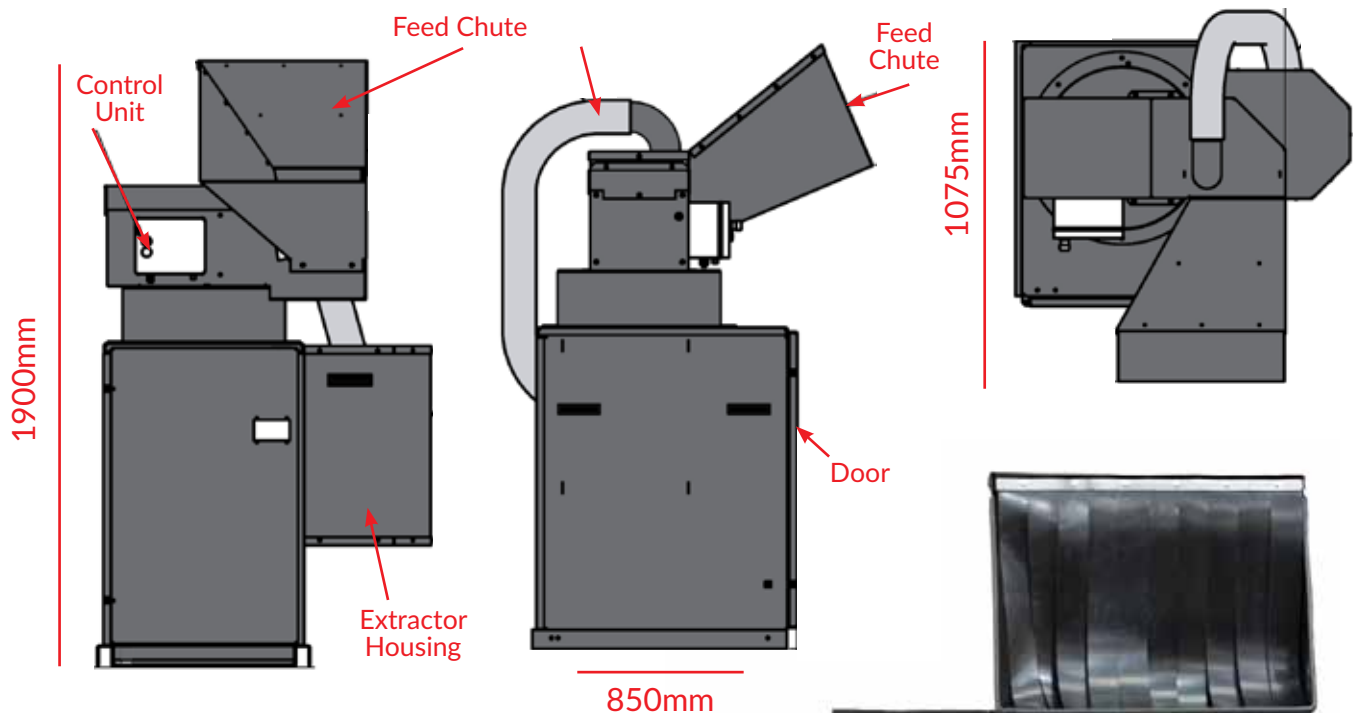
**START YOUR SERVICE TODAY
CALL 1800 4 SONIC**

SYDNEY | MELBOURNE | BRISBANE

www.bottlesonic.com.au
enquiries@bottlesonic.com.au



The Maxi Glass Bottle Crusher



Technical Specifications

Height:	1900mm
Width:	850mm
Depth:	1075mm
Weight:	185kg Machine Weight
Noise Level:	Medium
	Chute Feed - Silent Option
Power:	Standard Australian Powerpoint (10amp)
Bins:	140L Bins
Location:	Waste room
Venue:	Large volume

CE Certified

Manufactured to ISO 9001 Standards



**START YOUR SERVICE TODAY
CALL 1800 4 SONIC**

SYDNEY | MELBOURNE | BRISBANE

www.bottlesonic.com.au
enquiries@bottlesonic.com.au



Help Us Save the Environment

