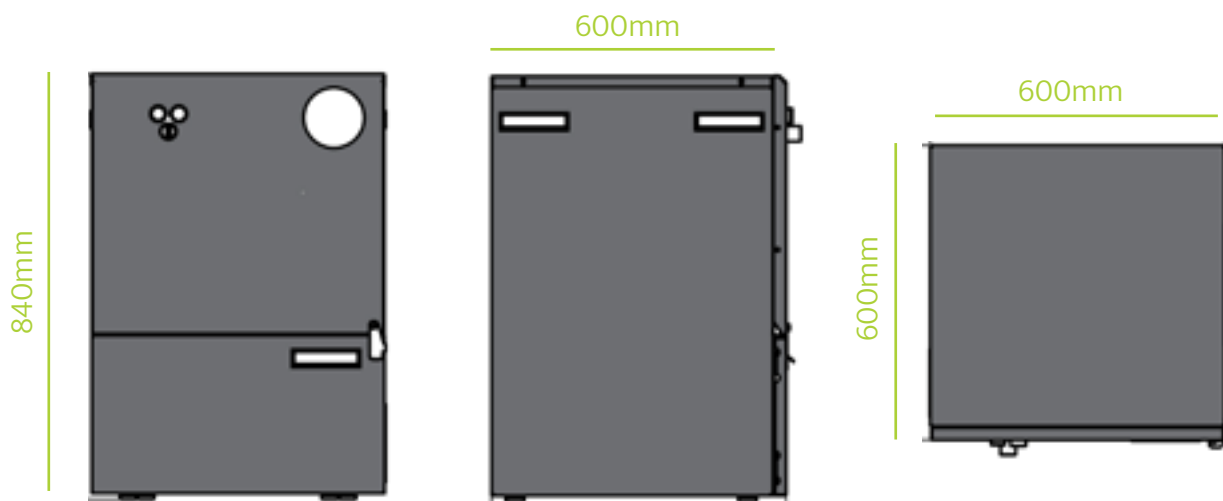


# The Mini Glass Bottle Crusher



## Technical Specifications

|              |  |
|--------------|--|
| Height:      | 840mm                                  |
| Width:       | 600mm                                  |
| Depth:       | 600mm                                  |
| Weight:      | 106kg Machine Weight                   |
| Noise Level: | Low                                    |
| Power:       | Standard Australian Powerpoint (10amp) |
| Bins:        | 20L Crates<br>(Optional Crate Tipper)  |
| Location:    | Underbar                               |
| Venue:       | Space conscious,<br>Low volume         |



**CE Certified**

**Manufactured to ISO 9001 Standards**



**START YOUR SERVICE TODAY  
CALL 1800 4 SONIC**

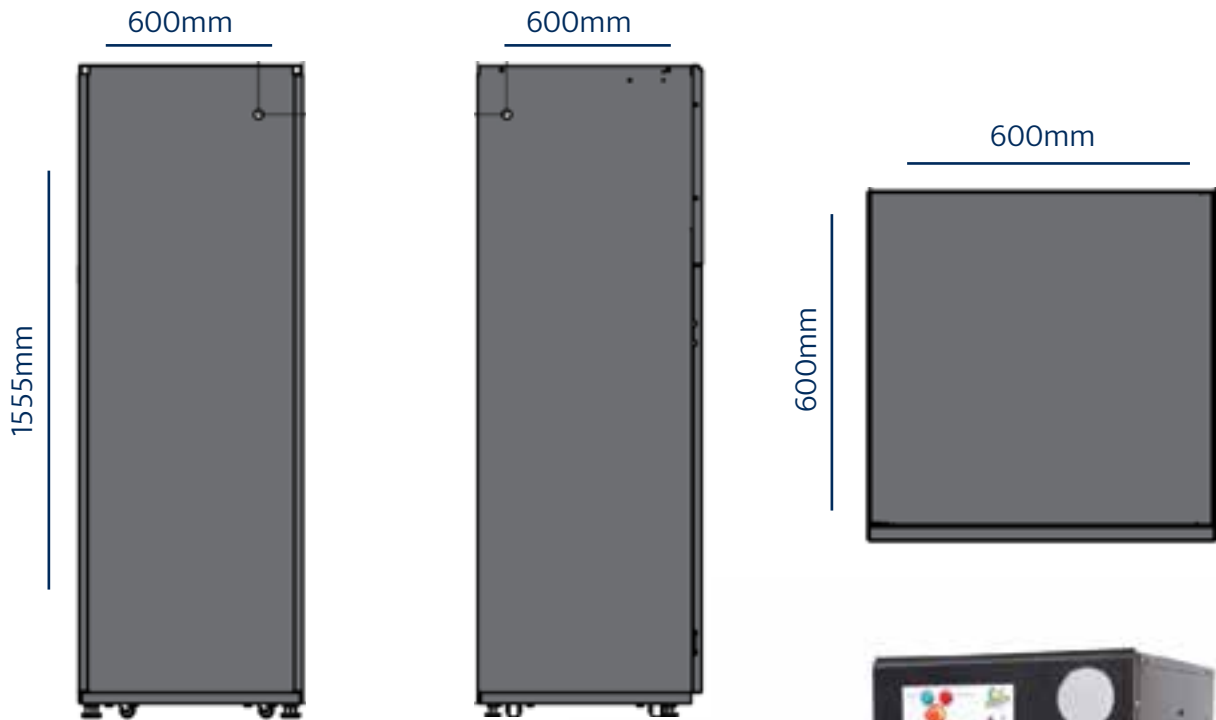
**SYDNEY | MELBOURNE | BRISBANE**

[www.bottlesonic.com.au](http://www.bottlesonic.com.au)  
[enquiries@bottlesonic.com.au](mailto:enquiries@bottlesonic.com.au)

**Wow! Check Out  
Those Specs!**



# The Midi Glass Bottle Crusher



## Technical Specifications

|              |  |
|--------------|--|
| Height:      | 1555mm                                 |
| Width:       | 600mm                                  |
| Depth:       | 600mm                                  |
| Weight:      | 200kg Machine Weight                   |
| Noise Level: | Low                                    |
| Power:       | Standard Australian Powerpoint (10amp) |
| Bins:        | 120L Bins                              |
| Location:    | Anywhere                               |
| Venue:       | Medium volume                          |

CE Certified

Manufactured to ISO 9001 Standards



**START YOUR SERVICE TODAY  
CALL 1800 4 SONIC**

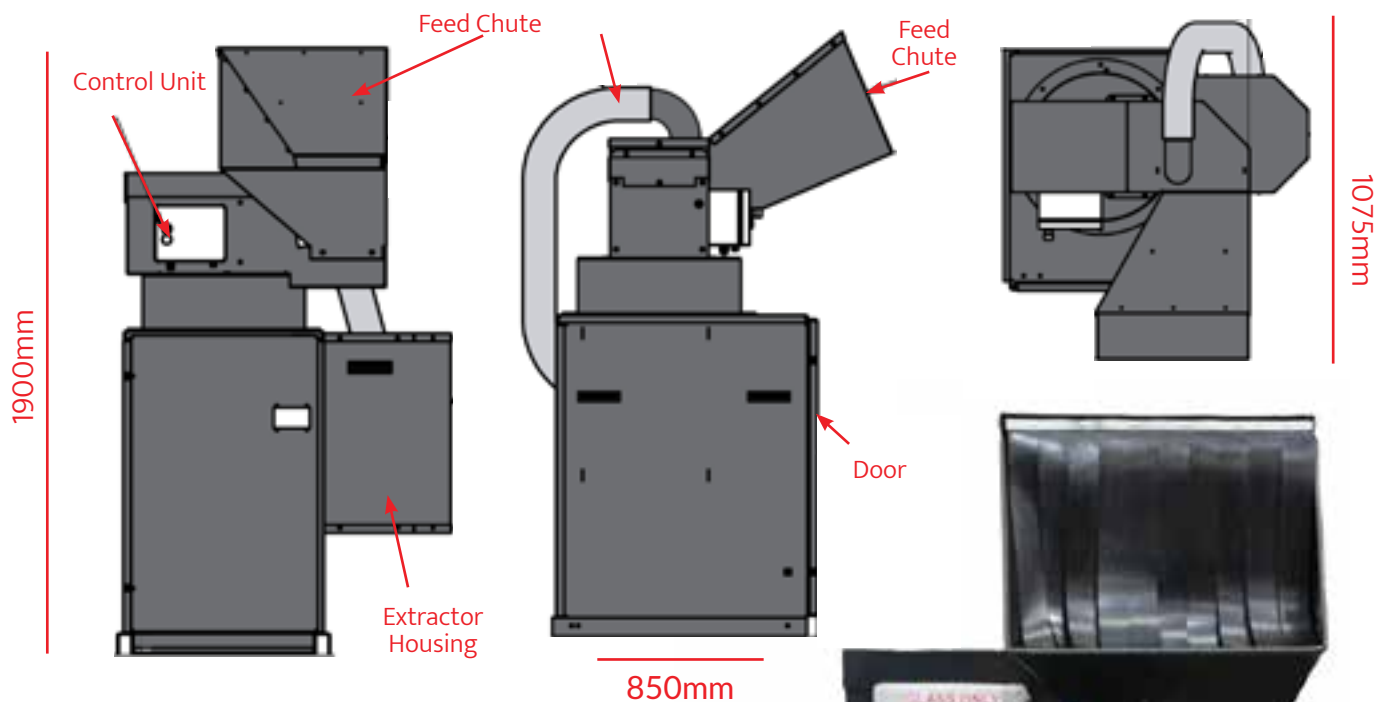
**SYDNEY | MELBOURNE | BRISBANE**

[www.bottlesonic.com.au](http://www.bottlesonic.com.au)  
[enquiries@bottlesonic.com.au](mailto:enquiries@bottlesonic.com.au)

Where do you  
sign me up!



# The Midi Glass Bottle Crusher



## Technical Specifications

|              |  |
|--------------|--|
| Height:      | 1900mm                                 |
| Width:       | 850mm                                  |
| Depth:       | 1075mm                                 |
| Weight:      | 185kg Machine Weight                   |
| Noise Level: | Medium                                 |
|              | Chute Feed - Silent Option             |
| Power:       | Standard Australian Powerpoint (10amp) |
| Bins:        | 140L Bins                              |
| Location:    | Waste room                             |
| Venue:       | Large volume                           |

CE Certified

Manufactured to ISO 9001 Standards



**START YOUR SERVICE TODAY  
CALL 1800 4 SONIC**

**SYDNEY | MELBOURNE | BRISBANE**

[www.bottlesonic.com.au](http://www.bottlesonic.com.au)  
[enquiries@bottlesonic.com.au](mailto:enquiries@bottlesonic.com.au)



All in one glass  
management solution...  
I'll cheers to that!